








Omnia

OM

Soap and Water Faucet

 <p>(WxDxH): 1-3/8" x 6-1/8" x 8-7/8" Base: 2-3/4" x 2"</p>	 <p>0.50 gpm</p>	 <p>Supplies: 1/2" IPS Inlet Pressure: 8-116 psi</p>	 <p>ETL-UPC (ASME A112.18.1-2012/CSA B125.1 (2018) Ed. 4</p>	 <p>Compliance: ADA TAS Alberta Building Code Ontario Barrier Free BC Building Code Code Construction Québec</p>
--	---	---	---	--

Description

The Omnia is a water and soap dispensing deck mounted faucet. The faucet has been designed to avoid soap dripping on the floor and for the users to spend less time in the restroom.

The faucet body is made from chrome plated brass. The faucet has a sensor on the right side of the spout to activate the soap and a sensor just above the water outlet to activate the flow of water.

The faucet is supplied with a 0.4 gallon soap container that can easily be removed for filling. The soap is dispensed with a high resistance anti-drip valve.

The soap dose can be set to 0.5, 1.0, 1.5 or 2 ml.

Technical Specifications

- Power supply:
 - AC: 110V Plug-in transformer
 - Backup DC: 4 x AA batteries
- Battery Life: 35,000 to 40,000 hand wash cycles (water & soap)
- Sensor range: 2-10"
- Maximum water flow duration per cycle: 60 seconds
- Recommended soap viscosity: 100-3,500 cps
- Water Pressure: 8-116 psi
- Soap dose: 0.5, 1.0, 1.0 or 2.0 ml
- Water flow (at 43 psi): 0.5 gpm

Application



The Omnia is not to be used to dispense water for human consumption either by drinking or use in the preparation of food or beverages.

Certifications

- ETL-UPC (ASME A112.18.1-2012/CSA B125.1 (2018) Ed.4)

Warranty

1 year limited warranty.

001	Base Model Number (must specify)	
<input type="checkbox"/>	OM	Omnia Water and Soap Faucet
002	Supply (must specify)	
<input type="checkbox"/>	-1	for Tempered or Cold Water
<input type="checkbox"/>	-2	Mixing Valve
003	Soap	
<input type="checkbox"/>	-W	Water Only
<input type="checkbox"/>	-L	Sensor Water and Soap
004	Soap per Shot (must specify with -L option)	
<input type="checkbox"/>	-05	0.5 ml of Soap per Shot
<input type="checkbox"/>	-10	1.0 ml of Soap per Shot
<input type="checkbox"/>	-15	1.5 ml of Soap per Shot
<input type="checkbox"/>	-20	2.0 ml of Soap per Shot



WARNING: Cancer and Reproductive Harm
www.P65Warnings.ca.gov

Dimensions

