







# Hand Wash Station

LAV20

## Freestanding Handwash Station

 <p><b>Dimensions</b></p> <p>63-1/4" x 21-1/2" x 24"</p>	 <p><b>Technical</b></p> <p>Drainage Tank: Water Hose connection Supply: Water Hose Connection</p>	 <p><b>Materials</b></p> <p>Powder Coated Aluminum</p>	 <p>Not Compliant</p>
---	---	---	--

### Material

The LAV20 freestanding handwash station is made from 1/4" powder coated aluminum. Standard color of the handwash station is white. Custom colors are possible. The hand wash bowl is stainless steel.

### Activation

The handwash station is activated by a pneumatic foot pump. Pushing the foot pump will enable the waterflow to the spout.

### Water Supply

The LAV20 is supplied with a 10.5 gallon removeable freshwater tank. The tank can be filled by means of a standard water hose connection that's mounted on the hand wash station (water hose not included).

### Waste Water

The LAV20 has a 10.5 gallon grey water tank. The tank can be drained by means of a standard water hose. A hosebib is mounted to the handwash station to allow the draining of the handwash station. A water hose can be connected to the hosebib.

### Construction

Units are supplied with the following equipment: aluminum white powder coated frame , 10.5 gallon fresh water tank, 10.5 gallon grey water tank, manual foot pump, chrome plated brass water spout, refillable sensor foam soap dispenser, tri-fold paper towel dispenser, solid rubber wheels, water hose connection for fresh water, water hose connection for grey water.

The handwash station is designed with two integral purse/bag holders.

### Accessibility

The LAV20 does not comply with ADA requirements for clearance, activation or reach

### Application



The lavatory is intended for handwashing only. It is not to be used to dispense water for human consumption either by drinking or use in the preparation of food or beverages.

001	<b>Base Model Number</b> (must specify)	
<input type="checkbox"/>	LAV20	Freestanding hand wash station
002	<b>Activation</b> (must specify)	
<input type="checkbox"/>	FP	Foot pump
003	<b>Custom Color</b>	
<input type="checkbox"/>	CC	Custom color



**WARNING:** Cancer and Reproductive Harm  
[www.P65Warnings.ca.gov](http://www.P65Warnings.ca.gov)

DIMENSIONS

